



Brookland Junior School Weekly Home Learning

Week ending: Friday 4th October 2024

Homework will be set on a Friday each week.


Year 3, 4 and 5 - to be returned by the following Thursday.

Year 6 - to be returned by the following Wednesday.


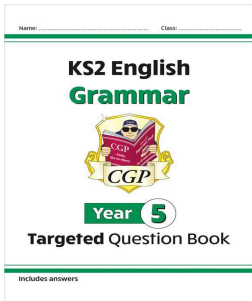
Year 3:

Reading	Spelling/SPaG	Maths						
<p>The children are expected to read for at least 10 minutes a day for at least three times a week.</p> <p>Please sign your child's reading record.</p> <p>When you have finishing reading a book of your choice, answer these questions:</p> <p>What do you think of the story so far?</p> <p>What do you think is going to happen next?</p> <p>Where does the story take place? What do you think this place is like?</p> <p>Do you like (the name of the character)? Why?</p> <p>How does this story make you feel?</p>	<p>This week we have been learning how to spell words using the long 'u' sound.</p> <p>There are several ways of making this sound. Draw a table as shown below and try to find as many words as you can using the long 'u' sound. The first one has been done for you.</p> <table border="1" style="margin: 10px auto;"> <tr> <td style="text-align: center; color: blue;">ue</td> <td style="text-align: center; color: red;">ew</td> <td style="text-align: center; color: purple;">oo</td> </tr> <tr> <td style="text-align: center; color: blue;">clue</td> <td style="text-align: center; color: red;">chew</td> <td style="text-align: center; color: purple;">food</td> </tr> </table> <p>Now write some sentences using the words you have found.</p> <p>Don't forget to include all the things that make a sentence:</p> <ul style="list-style-type: none"> • Subject (who or what is the sentence about?) • Verb (action word) • Correct punctuation • It must make sense. 	ue	ew	oo	clue	chew	food	<p>Maths homework book page 4. Please only complete Start up A</p> <p>We will go through the answers in class on Thursday.</p> <p>Please feel free to use any strategies to work out the answers.</p> <p>For example you may use counting on or back in your head, column method or use objects to support counting.</p>
ue	ew	oo						
clue	chew	food						

Year 4:

Reading	Spelling/SPaG	Maths																											
<p>The children are expected to read for at least 10 minutes a day for at least three times a week. Please sign your child's reading record.</p> <p>To support our writing this week, we would like the children to find examples of verbs with the ing suffix.</p>	<p>Please complete page 27 of the KS2 English Grammar book.</p> <div data-bbox="695 436 834 617" style="text-align: center;">  </div> <p>The focus for this week is Verbs with ing</p> <div data-bbox="586 760 954 1045" style="border: 1px solid black; padding: 5px;"> <table border="1" style="width: 100%; border-collapse: collapse;"> <thead> <tr> <th style="text-align: left;">+ ing</th> <th style="text-align: left;">double letter</th> <th style="text-align: left;">-e removed</th> </tr> </thead> <tbody> <tr><td>singing</td><td>sitting</td><td>dancing</td></tr> <tr><td>playing</td><td>swimming</td><td>smoking</td></tr> <tr><td>barking</td><td>getting</td><td>writing</td></tr> <tr><td>learning</td><td>running</td><td>typing</td></tr> <tr><td>watching</td><td>stopping</td><td>phoning</td></tr> <tr><td>sleeping</td><td>spelling</td><td>practising</td></tr> <tr><td>drawing</td><td>putting</td><td>coming</td></tr> <tr><td>doing</td><td>cutting</td><td>closing</td></tr> </tbody> </table> </div>	+ ing	double letter	-e removed	singing	sitting	dancing	playing	swimming	smoking	barking	getting	writing	learning	running	typing	watching	stopping	phoning	sleeping	spelling	practising	drawing	putting	coming	doing	cutting	closing	<p>Maths homework book page 4. Please only complete the Startup section A questions 1 - 14.</p> <p>We will go through the answers in class on Thursday.</p> <p>Please feel free to use any strategies to work out the answers.</p> <p>For example you may use counting on or back in your head, column method, use objects to support counting.</p>
+ ing	double letter	-e removed																											
singing	sitting	dancing																											
playing	swimming	smoking																											
barking	getting	writing																											
learning	running	typing																											
watching	stopping	phoning																											
sleeping	spelling	practising																											
drawing	putting	coming																											
doing	cutting	closing																											

Year 5:

Reading	English	Maths
<p>The children are expected to read for at least 15 minutes a day for at least 3 days a week. Please sign your child's reading record.</p> <p>Log into Purple Mash. Go to the Serial Mash page. There is a scheduled story called Arne the Viking boy. Read chapter 4 and then complete the activities after.</p> <div data-bbox="212 1734 321 1877" style="text-align: center;">  </div>	<p>Please complete page 15 of the KS2 English Grammar book.</p> <p style="text-align: center; color: magenta;">Adjectives</p> <div data-bbox="612 1461 862 1759" style="text-align: center;">  </div>	<p>Please complete page 2 section A-questions 1-8 and section B of your KS2 CGP maths mental workout book.</p> <p>We will go through the answers in class on Thursday.</p> <p>Log in to Times Table Rockstars and practise your times tables up to 12 x 12</p>

Year 6

Reading	English	Maths
<u>Standard Comprehension Book 1:</u> Dragon Pearl pg. 2-3	<u>Standard grammar:</u> Synonyms and antonyms pg.8-9	<u>Standard Reasoning:</u> Coordinates pg. 40 Reflection pg. 41 <u>Standard Arithmetic:</u> Multiplying and dividing by 10, 100 and 1,000 pg. 16-17
<u>Stretch comprehension:</u> The Kite Rider pg. 2-3	<u>Stretch grammar:</u> Synonyms and antonyms pg. 9-11	<u>Stretch Maths:</u> Reflection and translation pg. 78-79 <u>Stretch Arithmetic:</u> Multiplying and dividing by 10, 100, 100 pg. 5-6

Autumn Home Learning Menu

- The Autumn home learning menu has been emailed out.
- This menu is for the entire Autumn term (up until the Christmas holidays).
- Children are expected to choose at least one activity to complete each half term (so at least 2 activities to be completed by the end of December).
- Children are welcome to complete all the activities if they wish.
- Any completed activities can be emailed (photos, videos) to the class email or brought into school to show their class teacher